

# WELCOME TO JAPAN

## Check-in Manual

So happy you have chosen my place 😊

If you need any help please let me know 😊



# LOCATION



《Adress》

JP

東京都港区海岸1-13-19  
浜松町ビジネスマンション209

EN

#209 Hamamatsuchō business manshon  
1-13-19 kaigan,Minato-ku,Tokyo

Room number 209 : (It's on the 2nd floor.)

# The guest room guidance.

## ■ Wi-Fi

- If any damages or loss are found, compensatory payment will be deducted from the deposit.

## ■ Notes ⚠

### • **Check-in time is from 4:00pm.**

- Do not show the house manual to anyone.
- Please tell "I just visit a friend" when someone ask you.
- Please take off your shoes at the entrance of the room.
- Smoking is prohibited throughout the entirety of the building.
- Do not bother the neighbors with loud noises.
- Do not leave the water running.
- When you go out, please turn off the air conditioner and the lights.
- Please always carry your valuables with you.
  - \*We cannot be responsible for lost or stolen valuables.

## ■ Prohibited matter (We will require a payment from deposit)

- Do not use this room other than for the original purpose.
- Do not stay with more people than you have booked.
- Do not lost or damaged things in the room.
- Do not make trouble for the neighborhood.
- Charges will be pressed if dirt or damage is found in the house.

## ■ Check-out

- Please be sure easy cleaning up a little before checking out.
- Please return the key into the Mailbox.
- Please send me a message when you checking out.
- Please put the Wi-Fi to its original place and connect the charger.
- **Check-out time is until 11:00am.**





# Address of the apartment.

## 【Address】

It takes 4 mins on foot from Hamamatsu-Cho station.



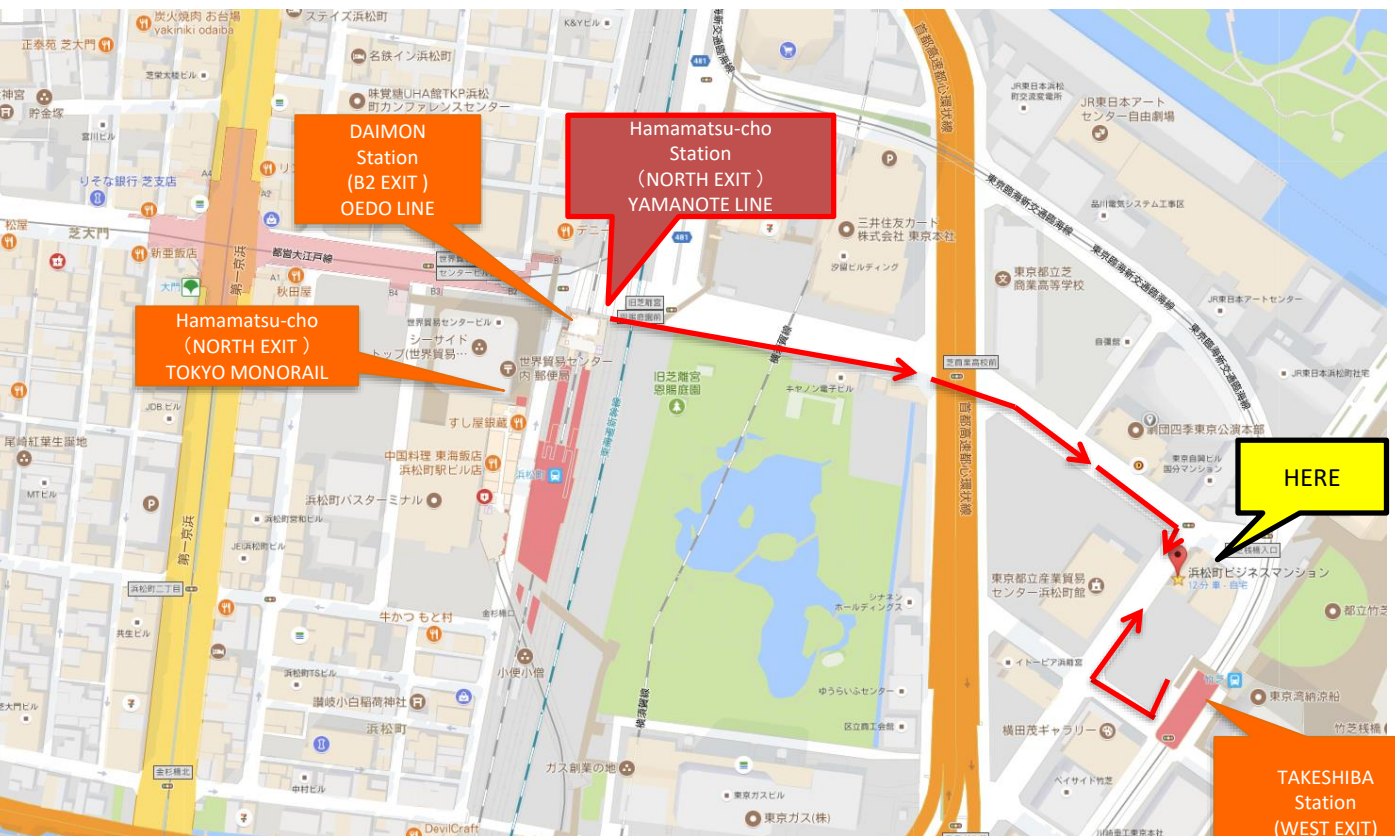
HANEDA Airport  
TOKYO MONORAIL

13mins

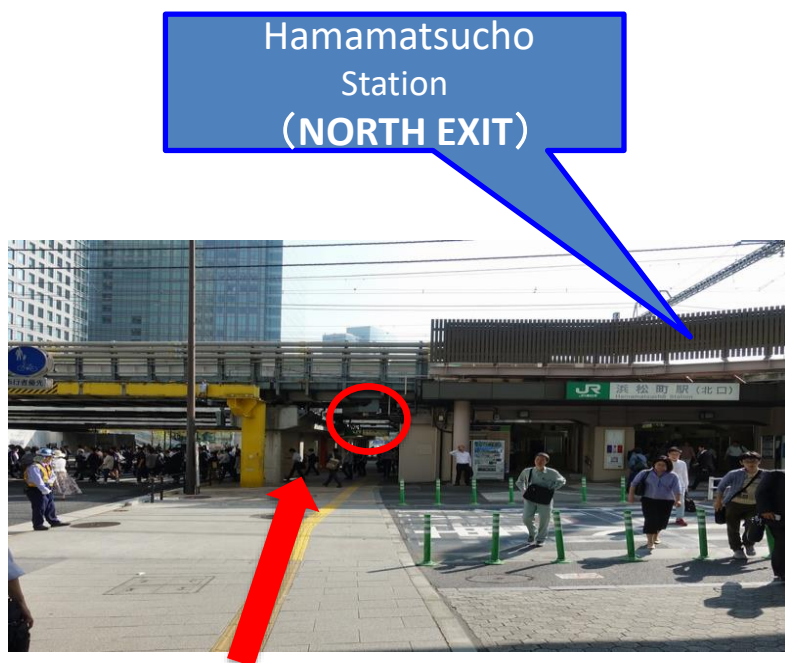


Walk

4mins



# How to get to the apartment? ①



Take off at DAIMON  
Station and go out side  
No.B2 Exit.

Please take “NORTH Exit ” of JR Hamamatsucho station,  
And go stright.



Please keep walking for 3 minutes.



## How to get to the apartment? ②



Please keep walking for 1 minutes.

## How to get to the apartment? ③

Please do not talk with loud voice. Because here is a residential area.



You can see the entrance door on your right side.

**【Mail Box】 Room No.209**

## How to get to the apartment? ④




Please open the mailbox and pick up the room key from the mailbox.

Your room number 209

### 【Passcode of the keybox】

There is a key box in the mailbox. Dial is **0427**



Please get into the lift to the 2<sup>nd</sup> floor





ID: 304HWa-524DFE

PW: 2082069a

Please connect the pocket Wi-fi  
to the charger.

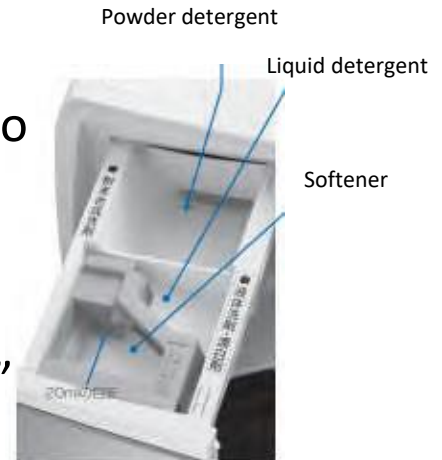
# washing machine




■ Standard ■ Manual  
■ Quiet ■ Blanket ■ Quick  
■ Delicate Wash/ Delicate Dry  
■ Heavy Duty ■ Tub Cleaning

## How to wash & dry

- ① Open the door and load the laundry into the drum
- ② Close the door
- ③ Switch on the machine
- ④ Select "Wash" or "Wash & Dry" or "Dry"
- ⑤ Select the program from menu
- ⑥ Press "START" button
- ⑦ Add detergent




# MICROWAVE



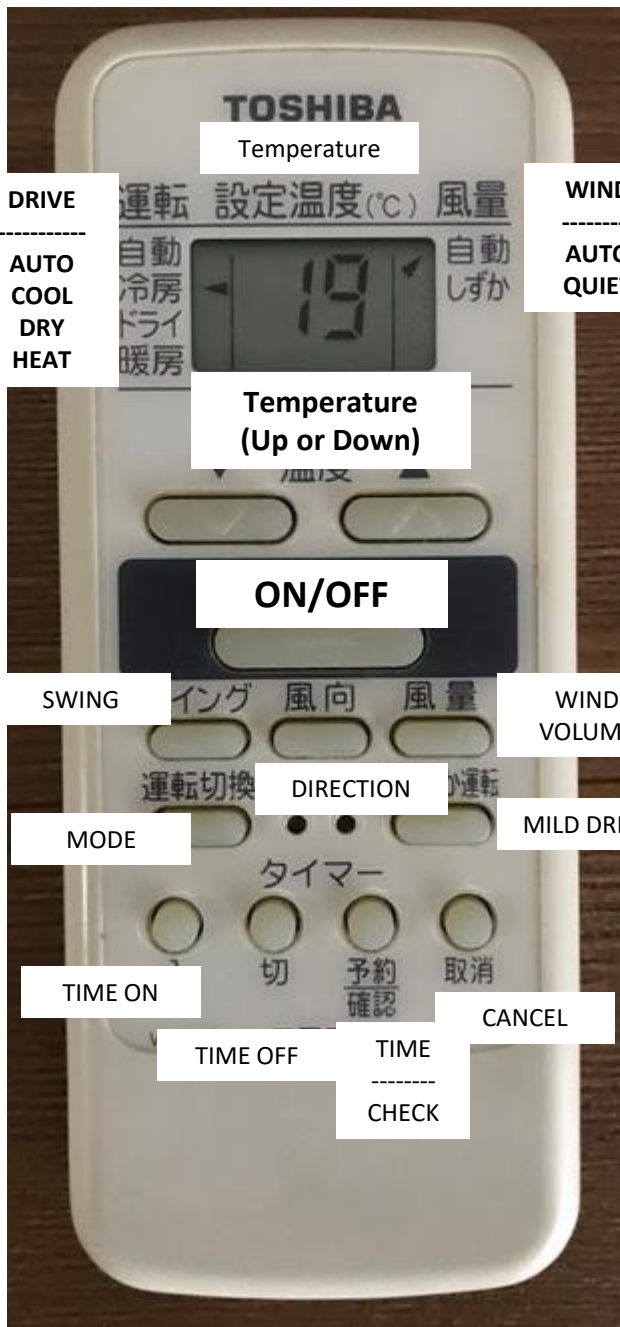
- ① Open the microwave door and put your item inside the microwave
- ② Choose the watt level 600W (Strong) or 500W(midium)or Stew(400W)
- ③ Choose the Time
- ④ Start the microwave



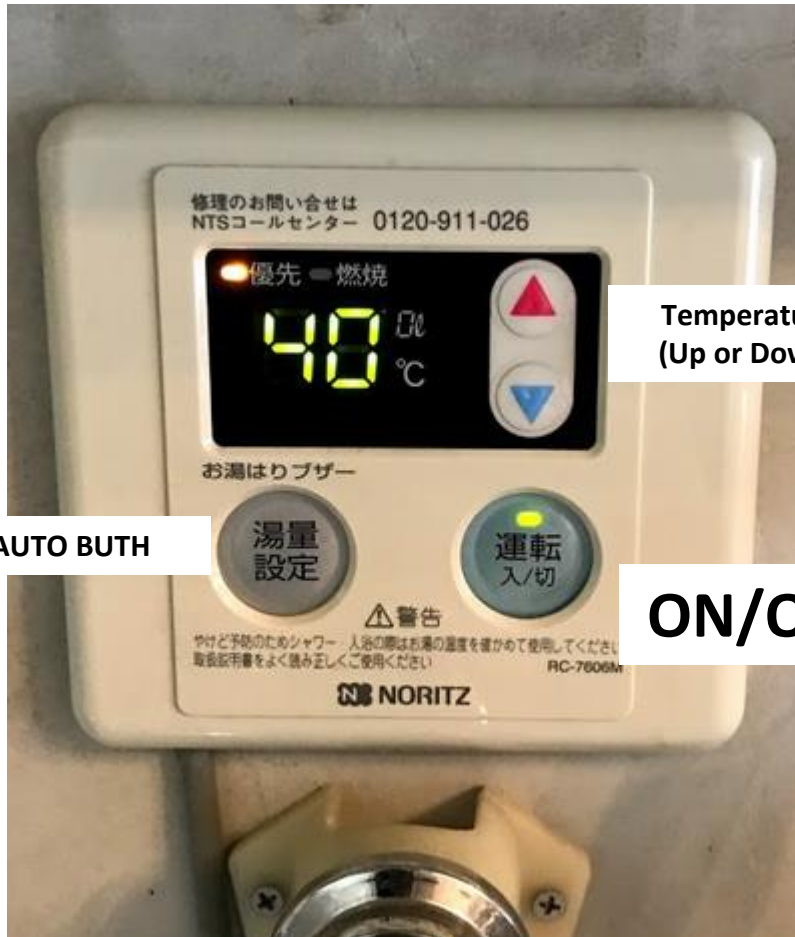
# TV



# air conditioner



# water temperature regulator



Temperature  
(Up or Down)

AUTO BUTH

ON/OFF



# EMERGENCY CONTACT

---

In case of an emergency, call the following number.

紧急时请拨打以下电话号码。



**Accident/Crime**  
**交通事故・案件**

**110**

**Fire/Ambulance**  
**火灾・救护车**

**119**

---

**Guide for using medical institutions**

**医療機関の利用ガイド**

**医疗机构就诊指南**

**의료기관 이용 가이드**

[http://www.jnto.go.jp/emergency/eng/mi\\_guide.html](http://www.jnto.go.jp/emergency/eng/mi_guide.html)

---

**Emergency information APP 「Safety tips」**

**緊急情報発信アプリ 「Safety tips」**

**紧急信息查询软件 「Safety tips」**

**긴급정보 수신 앱 「Safety tips」**

<http://www.jnto.go.jp/safety-tips/eng/app.html>